

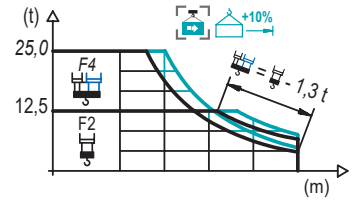
DTA Double Trolley Automatic SR/DR. / 双小车自动单双倍率变换. / Doble Carro SR/DR Automático. / Double Chariot SM/DM Automatique.
 / Автоматическое переключение на двойную каретку.
 STF Simple Trolley without SR/DR. / 单小车无单双倍率变换. / Simple Carro sin SR/DR. / Simple Chariot sans SM/DM.
 / Одинарная каретка, без смены.

LOAD CHART

载荷曲线 / Diagrama de cargas / Diagramme de charges / Диаграмма распределения нагрузки

DTA

| R | 25,0 t | | | F4 | | | | | | | | | | | | ↔(m) ↕(kg) | |
|------|--------|------|------|-------|-------|-------|-------|-------|-------|-------|-------|------|------|------|------|---------------|------|
| | ↔ | ↕ | ↕ | 15,0 | 20,0 | 25,0 | 30,0 | 35,0 | 40,0 | 45,0 | 50,0 | 55,0 | 60,0 | 65,0 | 70,0 | | 75,0 |
| 80,0 | 15,4 | 27,7 | 30,5 | 25000 | 18440 | 14130 | 12500 | 10710 | 9220 | 8070 | 7160 | 6410 | 5790 | 5270 | 4820 | 4440 | 4100 |
| | 16,6 | 29,8 | 32,9 | 25000 | 20130 | 15460 | 12500 | 11670 | 10060 | 8810 | 7820 | 7010 | 6340 | 5780 | 5290 | 4880 | 4510 |
| 75,0 | 16,7 | 29,9 | 33,0 | 25000 | 20200 | 15520 | 12500 | 11720 | 10100 | 8850 | 7860 | 7050 | 6370 | 5800 | 5320 | 4900 | |
| | 18,0 | 32,4 | 35,7 | 25000 | 22090 | 17020 | 13700 | 12500 | 11030 | 9680 | 8600 | 7720 | 6990 | 6370 | 5840 | 5390 | |
| 70,0 | 19,9 | 35,8 | 39,6 | 25000 | 24780 | 19140 | 15460 | 12850 | 12370 | 10860 | 9660 | 8680 | 7870 | 7190 | 6600 | | |
| | 21,5 | 38,9 | 43,0 | 25000 | 21020 | 17010 | 14180 | 12500 | 11900 | 10590 | 9530 | 8640 | 7900 | 7260 | | | |
| 65,0 | 21,9 | 39,7 | 44,0 | 25000 | 21530 | 17430 | 14540 | 12500 | 12190 | 10860 | 9770 | 8860 | 8100 | | | | |
| | 23,8 | 43,2 | 47,9 | 25000 | 23660 | 19190 | 16040 | 13700 | 12500 | 11910 | 10730 | 9740 | 8910 | | | | |
| 60,0 | 23,1 | 41,8 | 46,4 | 25000 | 22800 | 18480 | 15430 | 13170 | 12500 | 11500 | 10350 | 9400 | | | | | |
| | 25,1 | 45,5 | 50,5 | 25000 | 20370 | 17040 | 14570 | 12660 | 12500 | 11380 | 10340 | | | | | | |
| 55,0 | 23,5 | 42,6 | 47,3 | 25000 | 23310 | 18900 | 15790 | 13480 | 12500 | 11770 | 10600 | | | | | | |
| | 25,6 | 46,4 | 51,6 | 25000 | 20850 | 17450 | 14930 | 12980 | 12500 | 11660 | | | | | | | |
| 50,0 | 23,3 | 42,3 | 47,1 | 25000 | 23120 | 18740 | 15660 | 13360 | 12500 | 11700 | | | | | | | |
| | 25,2 | 45,7 | 50,0 | 25000 | 20470 | 17130 | 14650 | 12730 | 12500 | | | | | | | | |
| 45,0 | 24,4 | 44,1 | | 25000 | 24260 | 19690 | 16460 | 14070 | 12500 | | | | | | | | |
| | 26,3 | 44,1 | | 25000 | 21550 | 18050 | 15450 | 13750 | | | | | | | | | |
| 40,0 | 24,0 | 39,1 | | 25000 | 23900 | 19390 | 16210 | 14200 | | | | | | | | | |
| | 26,0 | 39,1 | | 25000 | 21260 | 17800 | 15620 | | | | | | | | | | |
| 30,0 | 23,7 | 29,1 | | 25000 | 23500 | 19700 | | | | | | | | | | | |
| | 25,7 | 29,1 | | 25000 | 21670 | | | | | | | | | | | | |

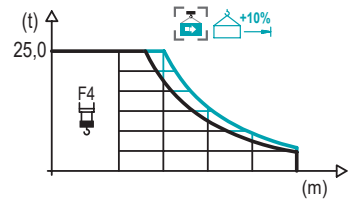


LOAD CHART

载荷曲线 / Diagrama de cargas / Diagramme de charges / Диаграмма распределения нагрузки

STF

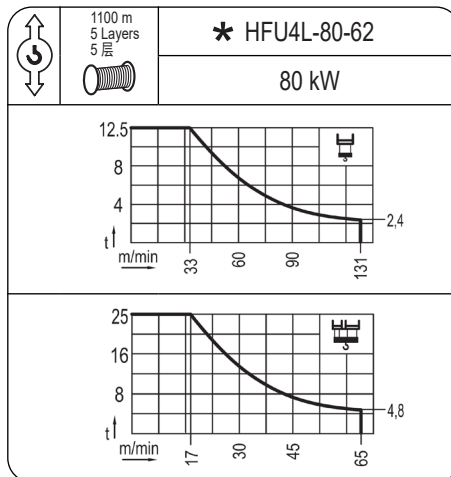
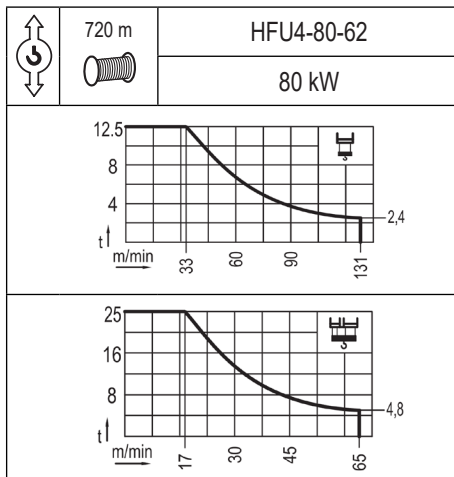
| R | 25,0 t | F4 | | | | | | | | | | | | ↔(m) ↕(kg) | |
|------|--------|-------|-------|-------|-------|-------|-------|-------|-------|------|------|------|------|---------------|------|
| | | 15,0 | 20,0 | 25,0 | 30,0 | 35,0 | 40,0 | 45,0 | 50,0 | 55,0 | 60,0 | 65,0 | 70,0 | | 75,0 |
| 80,0 | 15,8 | 25000 | 19170 | 14870 | 12050 | 10060 | 8580 | 7440 | 6530 | 5790 | 5180 | 4660 | 4220 | 3840 | 3500 |
| | 16,9 | 25000 | 20630 | 16020 | 13000 | 10880 | 9290 | 8070 | 7100 | 6310 | 5650 | 5090 | 4620 | 4210 | 3850 |
| 75,0 | 17,1 | 25000 | 20990 | 16300 | 13240 | 11080 | 9470 | 8220 | 7240 | 6430 | 5760 | 5200 | 4720 | 4300 | |
| | 18,3 | 25000 | 22670 | 17630 | 14340 | 12010 | 10280 | 8950 | 7890 | 7020 | 6300 | 5700 | 5180 | 4730 | |
| 70,0 | 20,5 | 25000 | 20000 | 16290 | 13680 | 11740 | 10240 | 9040 | 8070 | 7260 | 6580 | 6000 | | | |
| | 22,0 | 25000 | 21720 | 17720 | 14900 | 12800 | 11180 | 9890 | 8840 | 7970 | 7230 | 6600 | | | |
| 65,0 | 22,7 | 25000 | 22450 | 18320 | 15410 | 13240 | 11570 | 10240 | 9160 | 8260 | 7500 | | | | |
| | 24,5 | 25000 | 24450 | 19980 | 16820 | 14480 | 12660 | 11220 | 10050 | 9070 | 8250 | | | | |
| 60,0 | 23,9 | 25000 | 23780 | 19420 | 16350 | 14060 | 12300 | 10890 | 9750 | 8800 | | | | | |
| | 25,9 | 25000 | 21210 | 17880 | 15400 | 13480 | 11950 | 10710 | 9680 | | | | | | |
| 55,0 | 24,4 | 25000 | 24340 | 19890 | 16740 | 14410 | 12600 | 11170 | 10000 | | | | | | |
| | 26,4 | 25000 | 21750 | 18330 | 15800 | 13830 | 12270 | 11000 | | | | | | | |
| 50,0 | 24,3 | 25000 | 24200 | 19770 | 16640 | 14320 | 12530 | 11100 | | | | | | | |
| | 26,3 | 25000 | 21650 | 18240 | 15720 | 13760 | 12210 | | | | | | | | |
| 45,0 | 24,7 | 25000 | 24700 | 20180 | 17000 | 14630 | 12800 | | | | | | | | |
| | 26,9 | 25000 | 22130 | 18650 | 16070 | 14080 | | | | | | | | | |
| 40,0 | 25,0 | 25000 | 24980 | 20410 | 17190 | 14800 | | | | | | | | | |
| | 27,2 | 25000 | 22400 | 18890 | 16280 | | | | | | | | | | |
| 30,0 | 24,9 | 25000 | 24840 | 20300 | | | | | | | | | | | |
| | 27,1 | 25000 | 22330 | | | | | | | | | | | | |



Valid data up to 100 m HUH. Additional heights on request / 此数据仅适用于吊钩高度100m以下，其他高度请咨询。 / Datos válidos hasta 100 m de ABG. Para alturas mayores consultar / Données valables jusqu'à 100 m HSC. Pour des au-tres hauteurs, merci de nous consulter / Допустимые данные до 100 м ВПК. Для более высоких высот консультируйтесь

MECHANISMS

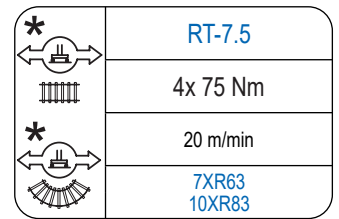
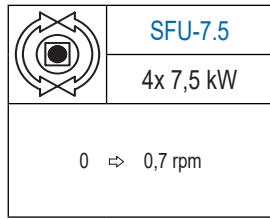
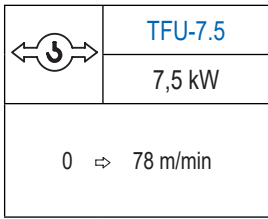
机构 / Mecanismos / Mécanismes / Механизмы



For mechanisms with high drum capacity, request loads. / 使用大容绳机构，起升载荷需考虑扣除钢丝绳的重量。 / Para mecanismos de alta capacidad de cable consultar cargas. / Pour des mécanismes avec une grande capacité de câble il faut consulter. / Проконсультируйтесь о нагрузках при механизмах с большей вместимостью кабеля.

MECHANISMS

机构 / Mecanismos / Mécanismes / Механизмы



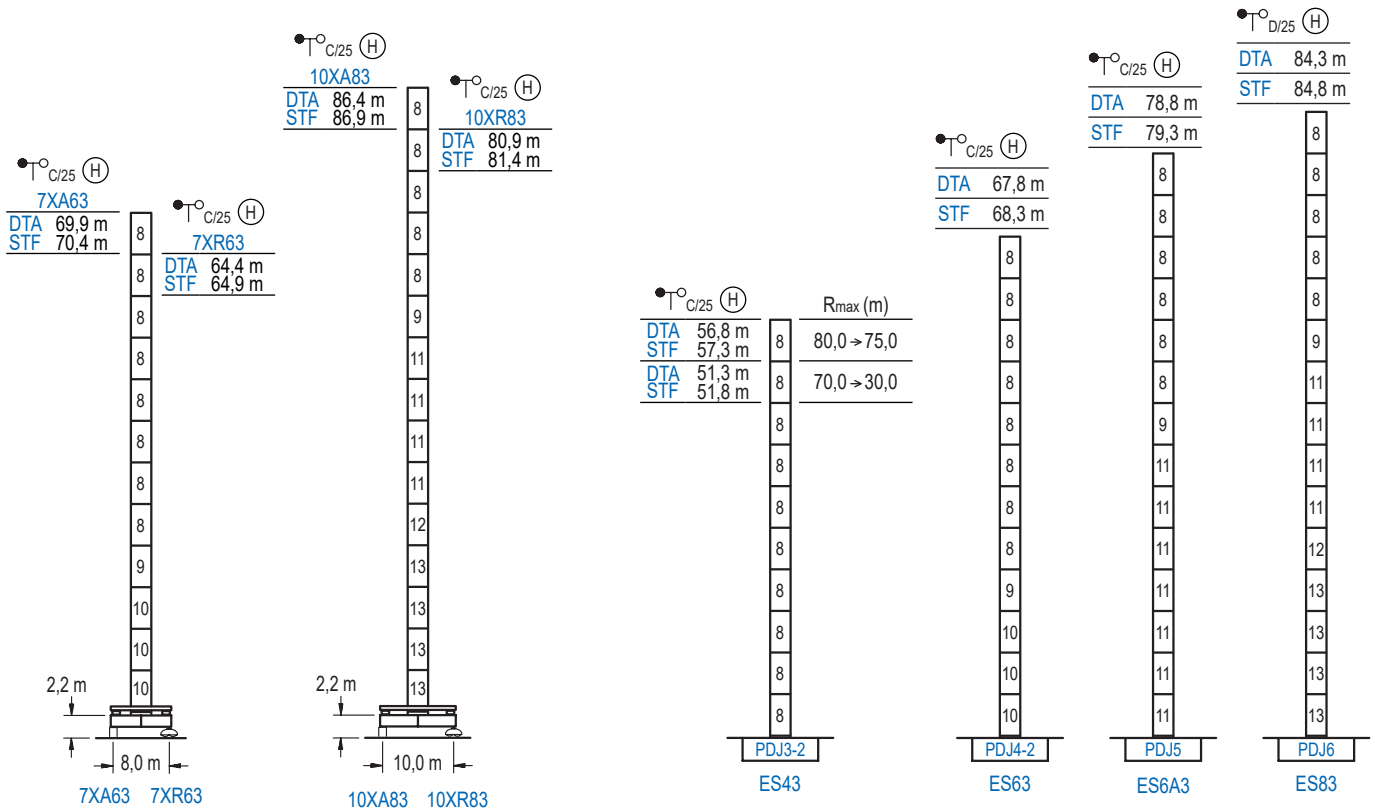
| Hoist / 起重机构 / Elevación / Levage / Тип механизма (подъем) | Trolley / 变幅机构 / Carro / Chariot / Грузовая тележка | Slewing / 回转机构 / Giro / Rotation / Поворот | Travel / 行走机构 / Traslación / Translation / Verfahrbewegung / Traslazione / Ход | Operating voltage / 工作电压 / Tensión de alimentación / Tension de service / Напряжение источника питания | Required power / 需要功率 / Potencia requerida / Puissance requise / требуемая мощность |
|--|---|--|--|--|---|
| HFU4-80-62 | TFU-7.5 | (4x) SFU-7.5 | (4x) RT-7.5 | 400 V 3 ph 50 Hz | 110 kVA |
| HFU4L-80-62 | | | | | 110 kVA |

Optional / 选项
Opcional / En option /
Опционально

HEIGHTS UNDER HOOK

吊钩以下高度 / Alturas bajo gancho / Hauteurs sous crochet / Высота под крюком

∅ 2,5 m



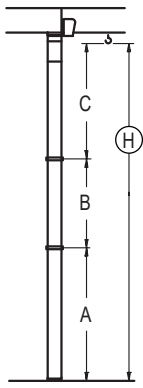
| n° | Ref. | ∅ | h | n° | Ref. | ∅ | h |
|--------------------|-------|-----|-----|----|--------|-----|-----|
| 8 | DJ33 | 2,5 | 5,5 | 11 | DJ35 | 2,5 | 5,5 |
| 9 | TDJ34 | 2,5 | 5,5 | 12 | TDJ36B | 2,5 | 5,5 |
| 10 | DJ34 | 2,5 | 5,5 | 13 | DJ36B | 2,5 | 5,5 |
| 1x DJ33 = 1x DJ33M | | | | | | | |

Other wind zones or additional hook heights on request / 其他风区或另外的吊钩高度请咨询 / Otras zonas de viento alturas superiores consultar / Autres zones de vent ou des hauteurs supplémentaires sur demande / При других ветренных зонах о при большой высоте проконсультируйтесь с нами

BRACED CRANE

外附着塔机 / Grúa arriostrada / Grue à entretoisement / Нарациваемый кран

∅ 2,5 m



| DTA (H) $\frac{\bullet}{C/25}$ | 7XA63 | 10XA83 |
|--------------------------------|-------------|-------------|
| R | 80,0 → 30,0 | 80,0 → 30,0 |
| A max | 57,2 | 73,7 |
| A min | 29,7 | 51,7 |
| B max | - | 27,5 |
| B min | - | 22,0 |
| C max | 40,2 | 40,2 |
| H max | 97,4 | 124,9 |

| STF (H) $\frac{\bullet}{C/25}$ | 7XA63 | 10XA83 |
|--------------------------------|-------------|-------------|
| R | 80,0 → 30,0 | 80,0 → 30,0 |
| A max | 57,2 | 73,7 |
| A min | 29,7 | 51,7 |
| B max | - | 27,5 |
| B min | - | 22,0 |
| C max | 40,7 | 40,7 |
| H max | 97,9 | 125,4 |

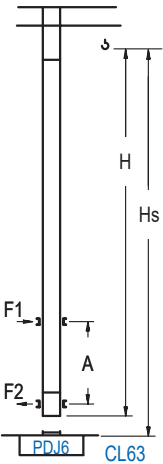
| DTA (H) $\frac{\bullet}{C/25}$ | ES43 | | ES63 | ES6A3 | ES83 |
|--------------------------------|-------------|-------------|-------------|-------------|-------------|
| R | 80,0 → 75,0 | 70,0 → 30,0 | 80,0 → 30,0 | 80,0 → 30,0 | 80,0 → 30,0 |
| A max | 44,1 | 38,6 | 55,1 | 66,1 | 71,6 |
| A min | 22,1 | 22,1 | 27,6 | 44,1 | 49,6 |
| B max | - | 33,0 | - | 27,5 | - |
| B min | - | 22,0 | - | 22,0 | - |
| C max | 45,7 | 40,2 | 45,7 | 40,2 | 40,2 |
| H max | 89,8 | 117,3 | 84,3 | 111,8 | 95,3 |

| STF (H) $\frac{\bullet}{C/25}$ | ES43 | | ES63 | ES6A3 | ES83 |
|--------------------------------|-------------|-------------|-------------|-------------|-------------|
| R | 80,0 → 75,0 | 70,0 → 30,0 | 80,0 → 30,0 | 80,0 → 30,0 | 80,0 → 30,0 |
| A max | 44,1 | 38,6 | 55,1 | 66,1 | 71,6 |
| A min | 22,1 | 22,1 | 27,6 | 44,1 | 49,6 |
| B max | - | 33,0 | - | 27,5 | - |
| B min | - | 22,0 | - | 22,0 | - |
| C max | 46,2 | 40,7 | 46,2 | 40,7 | 40,7 |
| H max | 90,3 | 117,8 | 84,8 | 112,3 | 95,8 |

INTERNAL CLIMBING CRANE

内爬塔机 / Grúa trepadora / Grue avec cage de télescopage intérieure / Кран с самоподъемом

∅ 2,5 m



| DTA (H) $\frac{\bullet}{C/25}$ | Hs < 400 m | |
|--|------------|-----------|
| | A max (m) | A min (m) |
| 60,5 m 5x DJ33 + TDJ34 + 4x DJ34A + CLDJ34A-24 | 21,9 | 10,0 |
| 55,0 m 4x DJ33 + TDJ34 + 4x DJ34A + CLDJ34A-24 | 19,1 | 9,0 |
| 49,5 m 3x DJ33 + TDJ34 + 4x DJ34A + CLDJ34A-24 | 16,4 | 8,0 |

| STF (H) $\frac{\bullet}{C/25}$ | Hs < 400 m | |
|--|------------|-----------|
| | A max (m) | A min (m) |
| 61,0 m 5x DJ33 + TDJ34 + 4x DJ34A + CLDJ34A-24 | 21,9 | 10,0 |
| 55,5 m 4x DJ33 + TDJ34 + 4x DJ34A + CLDJ34A-24 | 19,1 | 9,0 |
| 50,0 m 3x DJ33 + TDJ34 + 4x DJ34A + CLDJ34A-24 | 16,4 | 8,0 |

| Ref. | ∅ | h |
|--------------------|-----|-----|
| DJ33 | 2,5 | 5,5 |
| TDJ34 | 2,5 | 5,5 |
| DJ34A | 2,5 | 5,5 |
| CLDJ34A-24 | 2,5 | 3,8 |
| 1x DJ33 = 1x DJ33M | | |

Other wind zones or additional hook heights on request / 其他风区或另外的吊钩高度请咨询 / Otras zonas de viento o alturas superiores consultar / Autres zones de vent ou des hauteurs supplémentaires sur demande / При других ветренных зонах или при большой высоте проконсультируйтесь с нами